

PANASONIC AIR CONDITIONING

REVERSE CYCLE INVERTER



INVERTER

Panasonic

FOR FUTURE GENERATIONS

Panasonic aims to become the No.1 green innovation company in the electronics industry



THE 2013 BEST GLOBAL GREEN BRANDS

2013 Brand Ranking Top 10

- 1 TOYOTA
- 2 FORD
- 3 HONDA
- 4 **Panasonic**
- 5 NISSAN
- 6 JOHNSON & JOHNSON
- 7 VOLKSWAGEN
- 8 DANONE
- 9 NOKIA
- 10 DELL

Interbrand has announced its 2013 ranking of Best Global Green Brands. In this year's ranking Panasonic was ranked number four, fulfilling our eco pledge "For future generations, Panasonic aims to become the No.1 Green Innovation Company in the Electronics Industry."

At Panasonic, our eco pledge is more than just a tagline; it's a harmonious way of life that we take very seriously. Panasonic was founded based on the philosophy of contributing to progress in society and to enriching people's lives through business activities. By offering products that

help people lead better, greener lives, we are making good on our strong commitment to continuous environmental sustainability management.

Interbrand's Best Global Green Brands 2013 report is a look at sustainability with performance data powered by Deloitte and consumer perception data. Interbrand evaluates organisations based on market perception; actual environmental performance; and products and services.


*Source: Best Global Green Brands 2013, Interbrand.
Go to www.bestglobalgreenbrands.com for more information.



PANASONIC ECO CITY
TIANJIN, CHINA

ENERGY EFFICIENT + CLEANER HEALTHIER AIR

Panasonic air conditioners are designed to do more than just cool and heat your home. They save energy, they purify your surroundings and they adjust the temperature to suit your living space and lifestyle. Living an eco life your way is now easier than ever.



ECONOMY MODE

Economy mode reduces energy consumption allowing you to enjoy efficient and comfortable cooling and heating. (RE18, RE24, RE28 Only)



INVERTER

INVERTER technology maintains the room temperature by varying the rotation speed of the compressor; giving you exceptional energy savings.



ANTI-BACTERIAL FILTER

The Anti-Bacterial Filter combines three effects in one: anti-allergen, anti-virus and anti bacterial protection to provide you cleaner and healthier air.

RELIABLE COMFORT COMES FROM RELIABLE TECHNOLOGY

Through years of research, testing and product manufacture, Panasonic has the know-how to deliver air-conditioners you can rely on over many years and under a wide range of conditions.




COMFORT

A Panasonic air conditioner should be the hard-working hero you never notice. From noise measurements, to environmental performance and even operating ease, we repeatedly test our models to make sure they keep your home comfortable without ever intruding on your life.



DURABILITY

We simulate continuous operation under the harshest of conditions, subject the outdoor units to wind and rain tests and then examine every mechanism to ensure are delivering a rugged product you can depend on for many years.



SHOCK RESISTANCE

We love our air conditioners but that doesn't mean we go easy on them. We simulate impacts, vibrations, drops and stacking issues the units might face in transportation and storage so we know they will be ready for action when they reach your home.



CLASS LEADING FEATURES

Control, comfort & reassurance

ENERGY SAVING TECHNOLOGY

Panasonic combine Inverter technology and Economy Mode to create a powerhouse energy-saving product. These clever technologies benefit both the environment and your power bill, so your green intentions don't have to prevent you from living a comfortable life.



DESIGNED FOR AUSTRALIAN TEMPERATURES

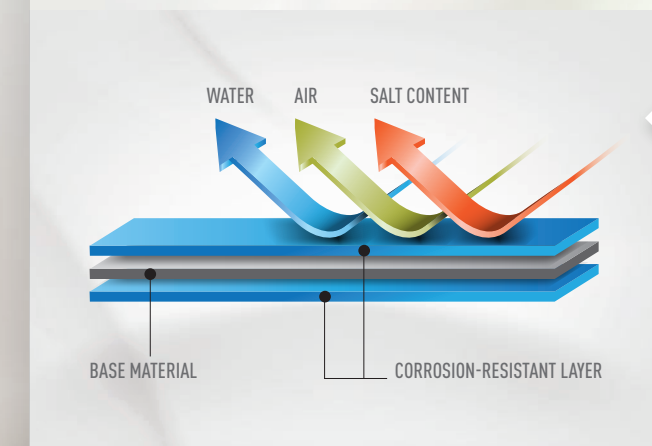
Our air conditioning systems boast an outstanding operating temperature range. Cooling operation is possible even when it is a scorching +46°C outside, which is perfect for Australia's hot summer days and the heating operation is designed to operate even when it's a freezing -15°C* outside, so even the coldest parts of Australia are covered.

*CS/CU-RE9NKR and CS/CU-RE12NKR operate down to -5°C

CLEANER, HEALTHIER AIR

As well as a cool, comfortable home, a Panasonic air conditioner provides the ultimate peace of mind with our Anti Bacterial Filter to eliminate unwanted contaminants and make the air healthier for you and your family.

ALLERGENS	99% ^{*1} DEACTIVATION
BACTERIA	99% ^{*2} DEACTIVATION
VIRUSES	99% ^{*3} DEACTIVATION
MOULD	GROWTH INHIBITION ^{*4}



BUILT TOUGH TO LAST

Panasonic outdoor units are built to last in the harsh Australian environment. Internal components of the outdoor unit are coated with a special blue coating that protects the unit from the damaging effects of salty air, dust, wind and rain. This special coating lets you enjoy more years of reliable comfort plus extra economy over the long run.

QUIET OPERATION

Panasonic systems are amongst the quietest in the world, so you can enjoy the comfort of running your air conditioner at night and still have a relaxing sleep. The outdoor unit is also very quiet which means you don't have to worry about keeping your neighbours up either.



YOU CAN COUNT ON PANASONIC

Panasonic air conditioners are manufactured to the highest quality standards to ensure years of reliable comfort. We even back our reliability by offering a full 5 year parts and labour warranty.

*1 Allergen deactivation was certified by Shinshu University. Allergen: Cider Pollen Allergen Cry J1 *2 Bacteria deactivation was certified by Boken Quality Evaluation Institute. Test Report No: 10042459-1 and 10042459-2 Bacteria: Staphylococcus aureus NBRC 12732; Escherichia coli NBRC 3972 *3 Virus deactivation was certified by Osaka Prefectural Institute of Public Health. Test Report No: 313360397 Virus: Influenza (H3N2) A/Hong Kong *4 Certified by Boken Quality Evaluation Institute. Test Report No: 000366-3 Mould: Aspergillus niger ATCC 6275

THE SECRET TO ITS ABILITY IS FLEXIBILITY



INVERTER TECHNOLOGY IS ANYTHING BUT RIGID

Many air conditioners operate at one constant speed and need to constantly turn on and off to maintain a set temperature but Panasonic Inverter air conditioners have the flexibility to vary the rotation speed of the compressor, allowing them to use less energy to maintain the set temperature while also being able to cool and heat the room quicker at start up.

QUICK COOLING CONSTANT COMFORT

INVERTER

1 QUICK COOLING
Cools room faster at start up.

2 CONSTANT COMFORT
Easily maintains set temperature to keep you comfortable.

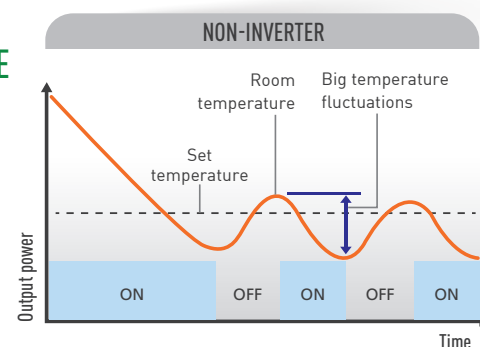
3 ENERGY SAVING
Varies compressor rotation speed to reduce wasteful consumption of energy.

4 QUIET OPERATION
Indoor and outdoor units run quietly, so you can relax and even sleep in peace.

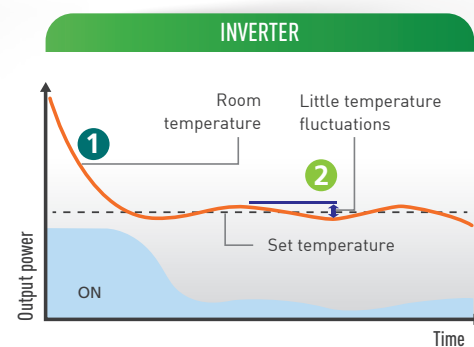
REDUCE ENERGY WASTAGE

Panasonic air conditioners feature Inverter technology, an innovation that allows the unit to vary the rate of the compressor and achieve a precise room temperature without wasting such huge amounts of energy. In fact, Panasonic Inverter works so well that it cools 1.5 times faster than a non-Inverter model and enables up to 50% energy savings during cooling operation and 64% during heating*.

PERFORMANCE COMPARISON



NOTE: Energy is wasted by switching the compressor ON and OFF to maintain the set temperature.



NOTE: Saves energy by varying the rotation speed of the compressor to maintain the set temperature.

Legend:
 Output power
 Temperature



UP TO
50%
ENERGY SAVINGS*

*Comparison of 3.5kW Inverter model and 3.5kW Non-Inverter model (Cooling)
 Outside temperature: 35°C/24°C. Remote setting temperature: 25°C with Fan speed (High) Vertical Airflow direction: Auto, Horizontal Airflow direction: Front.
 Total power consumption amount are measured for 8 hours from start. At Panasonic Amenity Room (size:16.6m²) This is the maximum energy savings value, and the effect differs according to conditions in installation and usage.

WALL MOUNTED - REVERSE CYCLE INVERTER



CS-RE9NKR | CS-RE12NKR



Wireless Controller



CS-RE18PKR | CS-RE24PKR | CS-RE28PKR



Wireless Controller



CZ-RD514C
Wired Remote
Controller (Optional)

SPECIFICATIONS

Model		(50Hz)	CS-RE9NKR (CU-RE9NKR)	CS-RE12NKR (CU-RE12NKR)	CS-RE18PKR (CU-RE18PKR)	CS-RE24PKR (CU-RE24PKR)	CS-RE28PKR (CU-RE28PKR)
Cooling Capacity	kW		2.50 (0.90~3.00)	3.50 (0.90~3.90)	5.00 (0.90~5.80)	7.00 (1.70~7.70)	8.00 (2.30~8.40)
	Btu/h		8,530 (3,070~10,230)	11,940 (3,070~13,300)	17, 100 (3,070~19,800)	23, 900 (5,800~26,300)	27,300 (7,840~28,600)
EER	w / w		3.84	3.72	3.85	3.32	3.35
Heating Capacity	kW		3.30 (0.90~4.10)	4.25 (0.90~5.10)	6.35 (0.90~6.40)	8.00 (1.70~8.56)	9.00 (2.20~10.21)
	Btu/h		11,250 (3,070~13,980)	14,490 (3,070~17,390)	21, 700 (3,070~21,800)	27, 300 (5,800~29,200)	30,700 (7,500~34,800)
COP	w / w		4.07	3.86	3.76	3.62	3.42
Star Rating			3.0/3.5	2.5/3.0	2.5/2.5	2.0/2.5	2.0/2.0
Electrical Data	Voltage	V	240	240	240	240	240
	Running Current	A	3.10/3.75	4.10/4.90	5.80/7.50	9.50/9.70	10.90/11.90
	Power Input	kW	0.65 (0.19~1.00) 0.81 (0.17~1.15)	0.94 (0.17~1.20) 1.10 (0.15~1.46)	1.30 (0.23~2.05) 1.69 (0.26~1.71)	2.11 (0.43~2.48) 2.21 (0.38~2.37)	2.39 (0.46~2.70) 2.63 (0.50~2.99)
Noise	Sound Pressure Level ^{*3}	Indoor (Hi/L0/S-Lo)	dB(A) 42/27/22 42/27/25	42/30/22 42/33/25	47/34/31 44/33/29	50/38/35 50/38/35	51/38/35 50/38/35
		Outdoor (Hi/S-Lo)	dB(A) 47/— 48/—	48/— 50/—	48/43 48/43	54/49 54/49	55/50 55/50
	Sound Power Level	Outdoor (Hi/S-Lo)	dB 58/— 64/—	64/— 66/—	62/57 62/57	68/63 68/63	73/68 73/68
Dehumid	L/h		1.4	2.0	2.8	4.0	4.7
Air Flow	L/s		207/212	212/207	283/295	340/347	359/357
Dimensions	Indoor H x W x D	mm	290 x 848 x 213	290 x 848 x 213	290 x 1070 x 240	290 x 1070 x 240	290 x 1070 x 240
	Outdoor H x W x D	mm	540 x 780 x 289	540 x 780 x 289	795 x 875 x 320	795 x 875 x 320	1170 x 900 x 320
Net Weight	Indoor (Outdoor)	kg	8 (25)	8 (27)	12 (52)	12 (60)	12 (74)
Refrigerant Pipe Diameter	Liquid Side/Gas Side mm/(inch)		6.35/9.52 (1/4 / 3/8)	6.35/9.52 (1/4 / 3/8)	6.35/12.70 (1/4 / 1/2)	6.35/15.88 (1/4 / 5/8)	6.35/15.88 (1/4 / 5/8)
Pipe Extension Length	Min.~Max.	m	3~15	3~15	3~20	3~30	3~30
Pipe Length for Additional Gas		m	7	7	10	10	10
Additional Refrigerant Gas		g/m	20	20	20	30	30
Power Supply			Indoor	Indoor	Outdoor	Outdoor	Outdoor
Operating Temperature Range (Outdoor)	Degree °C		16~46/-5~24	16~46/-5~24	5~46/-15~24	5~46/-15~24	5~46/-15~24

*3 Sound pressure level specification is measured according to JIS C9612.

Rating Conditions

	Cooling	Heating
Inside air temperature	27°C DB/19°C WB	20°C DB
Outside air temperature	35°C DB	7°C DB/6°C WB

- Power plugs are not supplied with the unit.
- Electrical work must be installed by a licensed electrician. Be sure to use the correct rating of the power plug and mains circuit for the model to be installed.
- Please read the Installation Instructions carefully before installing the unit, and read the Operating Instructions before using.

OUTDOOR



CU-RE9NKR
CU-RE12NKR



CU-RE18PKR
CU-RE24PKR



CU-RE28PKR



Cleaner Air

Anti-Bacterial Filter

The Anti-Bacterial Filter combines three effects in one: anti-allergen, anti-virus and anti-bacterial protection to provide clean air.
» see page 8



Odour-Removing Function

With this function, there's no unpleasant odour when the unit starts up. That's because the fan remains off momentarily, while the source of the odour inside the air conditioner is suppressed.

*The unit must be in cool or dry mode and the fan speed must be set to automatic.



Removable, Washable Panel

The front panel is easy to keep clean. It removes quickly with a simple one-step operation and can be washed in water. A clean front panel promotes smoother, more efficient performance, which can save energy.



Comfort

Inverter Control

An inverter air conditioner provides optimum power control, which is impossible for conventional units. The secret lies in the inverter circuit. By changing the frequency of power supply, this circuit alters the rotation speed of the compressor, which is the heart of the air conditioner. The result is comfortable, economical air conditioning.
» see page 10-13



Heating Operation Low Limit

Providing outstanding cold climate performance, Panasonic air conditioners let you enjoy stable heating even when the outside temperature is below freezing. Add to this exceptional durability and reliability and you're looking at worry-free operation for comfort during the harsh winter.
» see page 9



Airflow Direction Control (Up & Down) (RE9, RE12 Only)



Manual Horizontal Airflow Direction Control (RE9, RE12 Only)



Quiet Mode

The Quiet Mode reduces both indoor and outdoor unit operating sound. This function is especially convenient for operation near a sleeping baby and at night-time.



Cooling Operation Higher Limit

Cooling is possible even when the outside temperature is extremely hot. Highly durable compressor and fan motor helps to maintain room comfort even under the hottest conditions.
» see page 9



Auto Changeover (Inverter)

Change automatically from cooling to heating in function of the temperature of the room.



Automatic Operation Mode



Powerful Mode

Pressing the Powerful button cools or heats the room quickly. It provides fast comfort, with full power and a strong airflow. This is perfect for use immediately after coming home, or when unexpected guests arrive.



Soft Dry Operation Mode

Starts with cooling to dehumidify, then provides continuous breeze at a low frequency to keep a room dry without much change in temperature.



Fan Mode

Only the fan operates to circulate air in your room. (RE18, RE24, RE28 Only)



Personal Airflow Creation

Vertical and horizontal airflow patterns can be combined as desired to gain the greatest comfort, with operation possible by remote control. (RE18, RE24, RE28 Only)



Hot Start Control

On the start of heating cycle and after defrost cycle, the indoor fan will start up once the indoor heat exchanger is warm.



Convenience

24-Hour Dual ON & OFF Real Setting Timer

This feature enables you to preset two different sets of start/stop operation timer (hour and minute) within a 24-hour time frame. (RE18, RE24, RE28 Only)



Demand Control



LCD Wireless Remote Controller



3rd Party Connectivity

(RE18, RE24, RE28 Only)



Wired Remote Controller

(Optional - RE18, RE24, RE28 Only)



Reliability

Blue Fin Condenser

Condensers can take a beating from exposure to salty air, rain and other corrosive factors. Panasonic has expanded the life of our condensers with an original anti-rust coating.
» see page 9



Long Piping

The basic piping can be extended, allowing the outdoor unit to be installed further away from the indoor unit and providing greater installation flexibility.



Self-Diagnostic Function

Should a malfunction occur, the unit diagnoses the problem and shows the corresponding alphanumeric code. This allows for quicker servicing.



Random Auto Restart

All models are now safe to operate without a starter. With the exclusive Random Auto Restart feature, the air conditioners automatically restart after power failure. Its 32 different recovery-timing patterns ensure that air conditioners in the same building resume one after another instead of all at the same time. This feature helps prevent power surges after a blackout.



Top-Panel Maintenance Access

Maintenance of the outdoor unit used to be quite a tedious chore, especially when the unit was installed on a narrow balcony or attached to the outer wall of a high-rise building. (RE18, RE24, RE28 Only)



OPTIONAL ACCESSORIES

■ Remote Control

Wired Remote Controller



CZ-RD514C

CS-RE18PKR,
CS-RE24PKR,
CS-RE28PKR

Not all features found on all models.



Panasonic Australia Pty Limited
1 Innovation Road, Macquarie Park, NSW 2113
ABN 83 001 592 187

www.panasonic.com.au

Panasonic